

NEW YORK



Design is available Arched, Cathedral (Top and Bottom) and Square Raised Panel. Minimum width recommended on Cathedral style is 9".

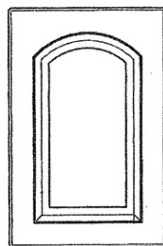
The drawer fronts are available full rail, and slab. Minimum recommended height measurement for full rail is 10".

Standard grain on doors will be run vertical, unless requested by customer when order is placed.

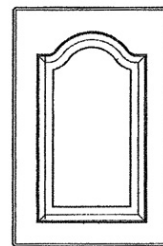
All products are custom made and available in all colors. We have some designs that are not included on our website, if you need something different please contact us.

Additional services:

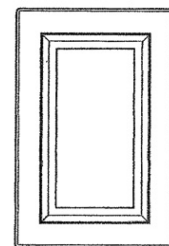
Hinge boring and hinges are offer as a convenience to our customer for an additional charge.



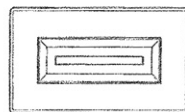
ARCHED (ARP)




CATHEDRAL (CRP)



SQUARE (SRP)



FULL RAIL (FR)



REDUCE RAIL (RR)



SLAB